


# Contour Sanding Grip Pad Basic Use Instructions

Version 1.0



Depending on which contour grip pad set you purchased, the images in this instruction booklet may vary. Each of the contour grip pads work in the same basic way as shown in these instructions.

*©Copyright FULTON 2019. All images and artwork in these instructions are copyrighted by law and may not be copied without FULTON'S expressed written consent*



## Cutting Your Sheet or Roll of Sandpaper

Using a 9" x 11" sheet of sandpaper you can yield exactly 6 strips of sandpaper that will comfortably wrap around the contour sanders. Mark the sandpaper 3" in from each edge at the top and bottom of the sheet as shown above. This will give you a little bit of overhang on the contour grip pad.

Using a 3" wide roll of sandpaper, simply cut the length to 5½", wrap around the contour grip pad and begin sanding.

*Please Note: it may be easier to mark and cut on the back of the sandpaper sheet.*


## Tear Your Sandpaper to Size



Using a rigid straight edge, align it to the first set of marks you made on the sandpaper sheet. Once the straight edge is in place, hold it down firmly and slowly start tearing the strip of sandpaper until you create an 11" strip.




After the first strip is done, move the straight edge over to the second set of marks and repeat the same tearing process. Now you should have three 11" long strips.



Take each strip and fold them in half as shown above. Once each strip is folded, un-fold each strip and lay them lay onto your table top.



Lay your straight edge across the fold line and hold it firmly in place. Tear the sandpaper along the fold line while holding the straight edge.



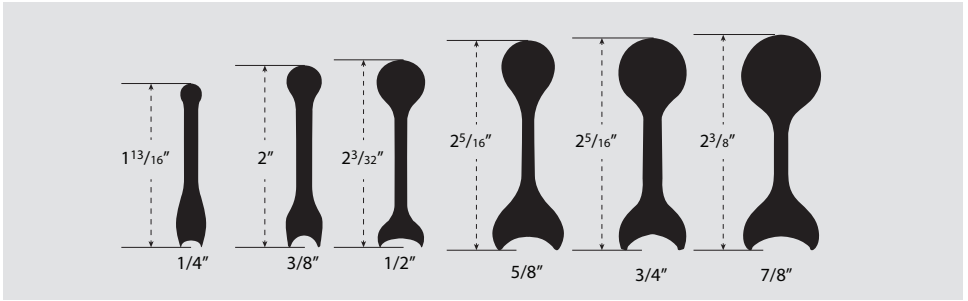
Each strip size should wrap neatly around any of the contour grip pads. If the strips are too short or too long, simply cut them to what ever length you need.

*Please Note: The long flexible pad (if you have that set) has different dimensions than the contour grip pads. The length of the pad will require a longer strip of sandpaper than the standard grip pads require.*

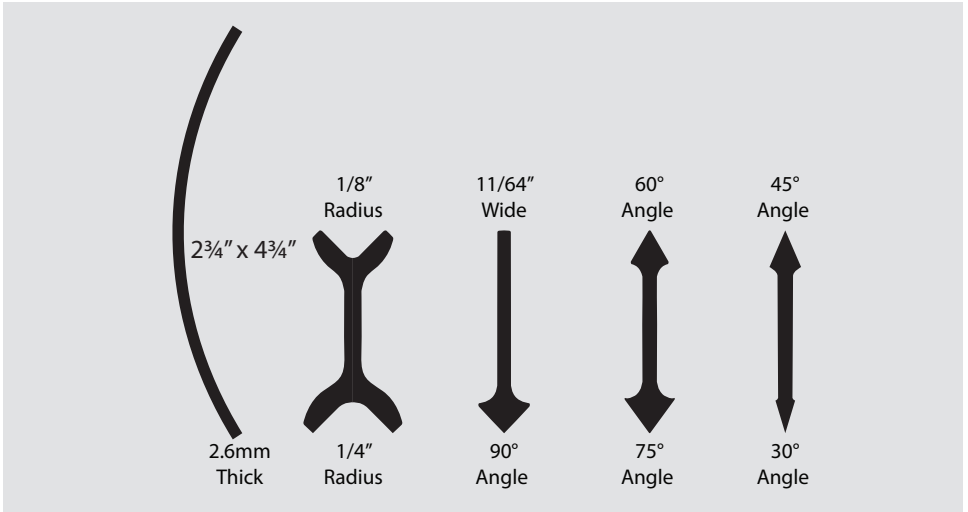


Your now ready to start sanding!

## 6 Contour Grip Pack comes with These 12 Profiles



## 5 Angled Contour Grip Pack comes with These 9 Profiles



## 11 Angled and Contoured Grip Pack Comes with These 21 Profiles

