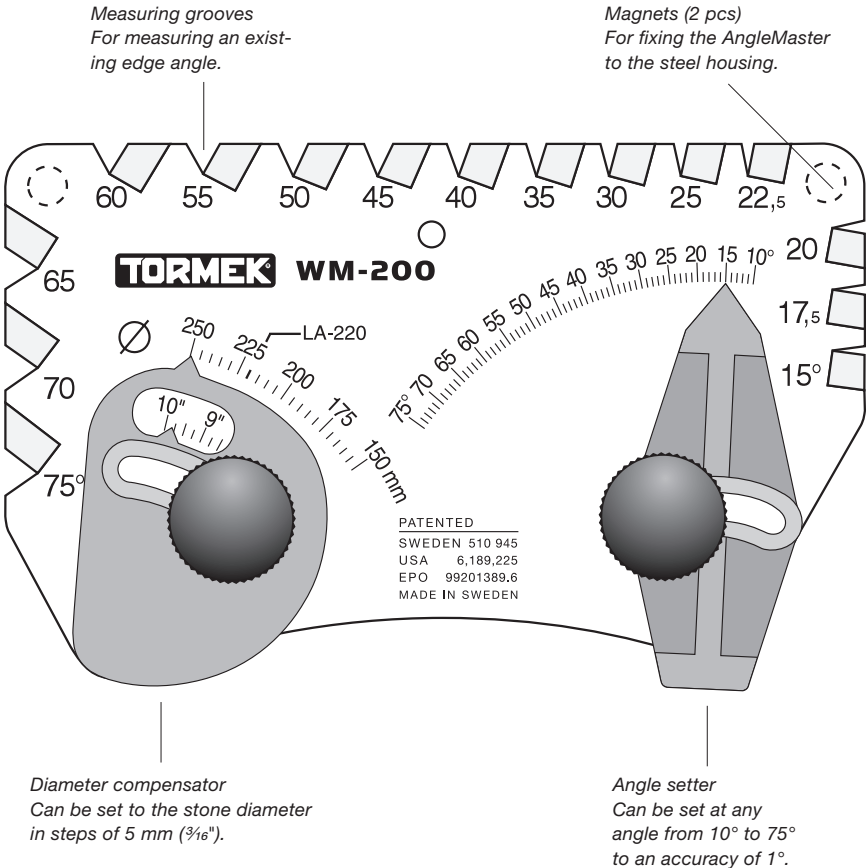
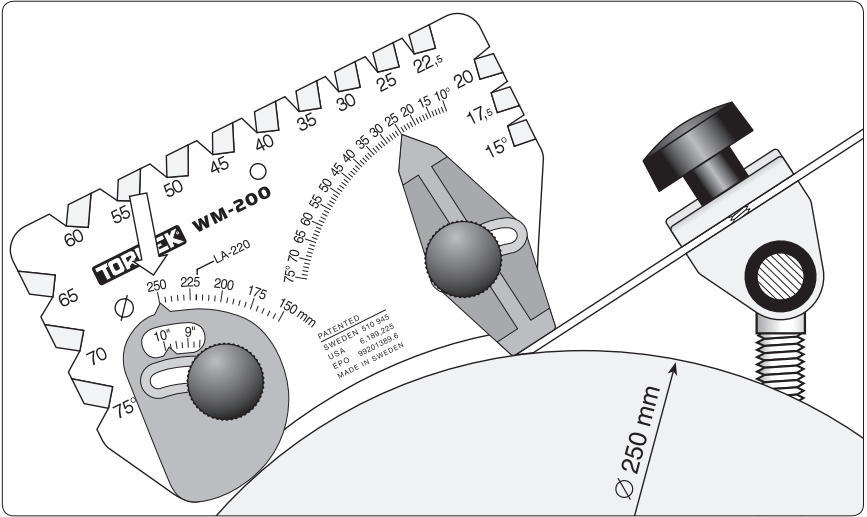


AngleMaster WM-200

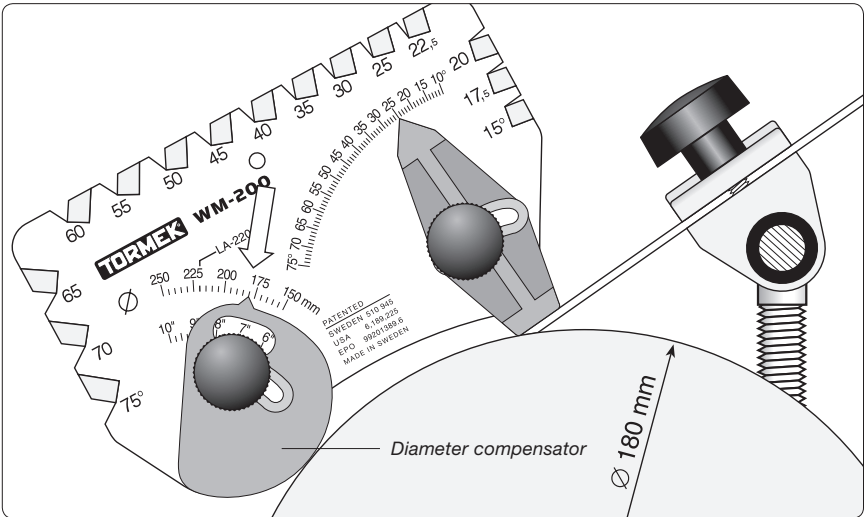
This patented AngleMaster has two functions: You can use it to set the jig to the grindstone so that it grinds your tool to any desired edge angle from 10° to 75° and you can use it to measure an existing edge angle on a tool. It is designed to work on any grindstone diameter from 250 mm (10") down to 150 mm (6"). You achieve an exact setting irrespective of the degree of stone wear. The AngleMaster has two magnets for convenient fixing onto the housing of the machine (Tormek T-7 only).



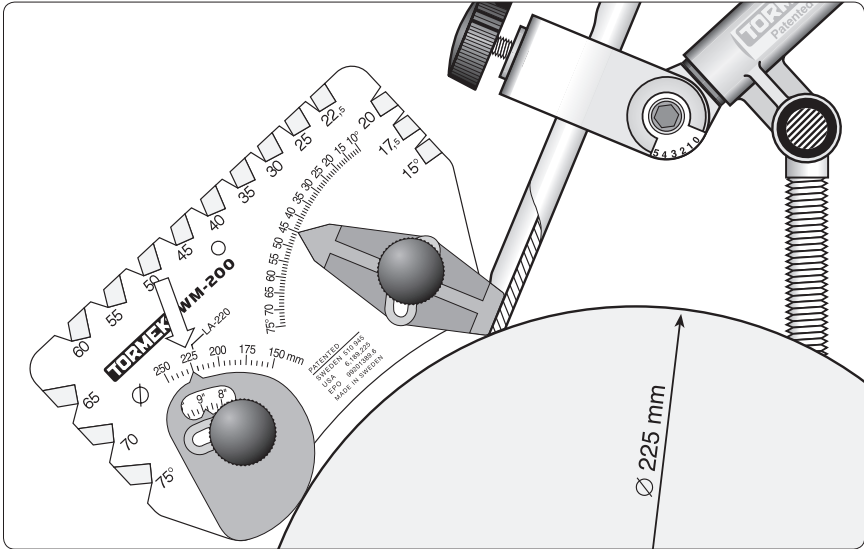
Setting the edge angle



Setting a plane iron with a 25° edge angle on a 250 mm (10") grindstone.



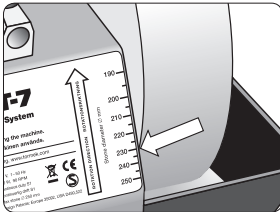
The same edge angle on a stone worn down to 180 mm (7"). The wear of the stone is compensated by setting the diameter compensator to the stone diameter.



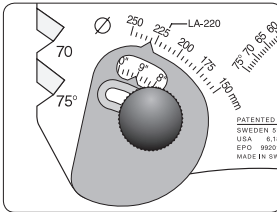
Setting of a bowl gouge at 45° edge angle in the SVD-185 jig. Stone diameter 225 mm (9").

Measuring the Stone Diameter

When setting the diameter compensator to match the diameter of the stone, you do not need to measure the grindstone. There is a scale on the machine label, which shows the diameter in metric mm, which you easily can transfer to the diameter compensator of the AngleMaster. This is on the model Tornek T-7 series only.

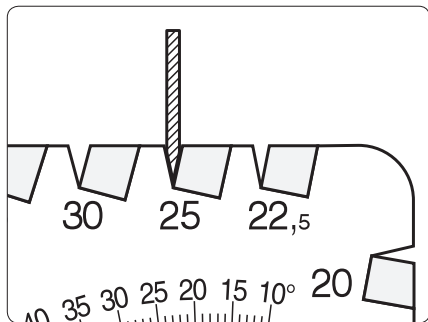


The scale shows that the stone diameter is \varnothing 230 mm.

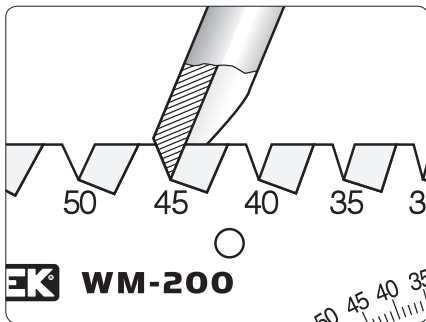


The diameter compensator is set on \varnothing 230 mm.

Measuring the edge angle



Measuring the edge angle of a knife.



Measuring the edge angle of a bowl gouge.